

# Portfolio Management Services

Aditya Birla Sun Life AMC Limited

(A subsidiary of Aditya Birla Capital Limited)



**ADITYA BIRLA  
CAPITAL**

PROTECTING INVESTING FINANCING ADVISING

Portfolio Observer - December 2020

## Core Equity Portfolio

Write your own chapter in India's growth story with the Core Equity Portfolio (CEP). An exclusive offering from Aditya Birla Sun Life AMC Limited – Portfolio Manager, CEP gives you the opportunity to invest in businesses that are central to the country's growth drive.

This portfolio helps you identify these businesses and participate in their growth journey in the medium to long-term. By investing in CEP, you also get to practise value investing.

### Investor profile

Core Equity Portfolio is an ideal investment option for investors seeking a long-term participation in India's growth journey through investment in Indian equities.

**2**

- Portfolio performance and process
- Portfolio Managers

**3**

- Portfolio Analytics
- Portfolio Manager's Commentary

**4**

- Portfolio Key Facts & Features

# Consistency of performance across market cycles

## What creates this sustainable wealth-creation portfolio?

The Core Equity Portfolio consists of 25-30 stocks selected from a multi-cap universe. The investment approach is founded on four pillars:

- Sustainable growth over long-term in select industries, which endeavors to make up for most of the GDP growth patterns.
- Focus on businesses that consistently create value through favourable industry operating conditions.
- Quantitative Screeners backed by fundamental research: Comprehensive alert system to track industry-wise valuations. Current studies include: Recurring Winners Study, Piotroski Scores.
- Value investing approach to generate alpha.

## Portfolio Managers



Vishal Gajwani

With over 12 years of experience in equity research and portfolio management, Vishal has extensive expertise in researching companies across sectors and market capitalisations. Prior to this assignment he was a part of Reliance Portfolio Management Services (a part of Reliance Capital Asset Management Ltd), where he was designated as an Assistant Fund Manager and was responsible for managing equity portfolios.

He is a Gold Medal winning Chartered Accountant (ICAI, India) and holds a Masters degree in Commerce from M. S. University of Baroda. Vishal received 4 Gold Medals, including the Chancellor's Gold Medal, for topping the Master of Commerce Exams. Vishal is also a CFA charter holder from the CFA Institute (The Global Association of Investment Professionals), USA.



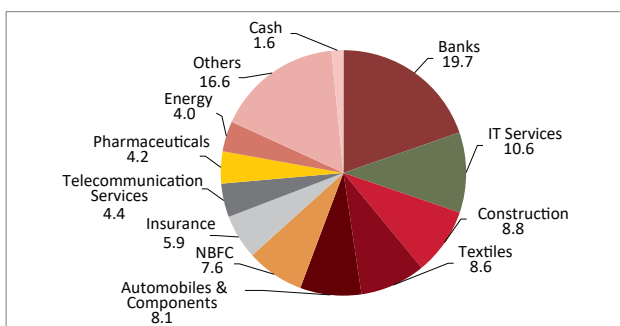
Natasha Lulla

Over 11 years of experience in equity research and fund management. Prior to joining Aditya Birla Sun Life AMC Limited – Portfolio Manager, Natasha was working with Goldman Sachs as an equity analyst covering India Materials sector. In her earlier stint at Goldman Sachs, she was responsible for Portfolio Strategy for ASEAN regions and also covered Singapore Real Estate.

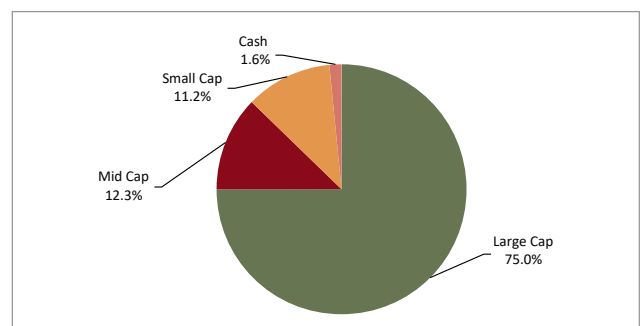
Natasha holds a Masters in Business Administration (Finance Major) from Management Development Institute, Gurgaon and was a Gold Medal winner in each of the two years. She was also awarded a Gold Medal for achieving 1st rank in the Finance stream. Natasha has done her graduation in Economics from Lady Shri Ram College, New Delhi and graduated amongst the top 1% in Delhi University.

## Portfolio Analytics

### Sector Allocation (%) (As per GICS Sector Classification)



### Market Cap Bias



Market Cap Categorization as per Average Market Capitalization of listed companies during the six months ended June 2020.  
Source : AMFI

# Portfolio Analytics

## Top 10 Portfolio Holdings

Sr. No.	Company Name	% to Net Assets
1	Bajaj Finserv	7.6
2	HDFC Bank	6.7
3	ICICI Bank	6.4
4	Infosys	6.2
5	ICICI Lombard General Insurance	5.9

Sr. No.	Company Name	% to Net Assets
6	Bata India	5.4
7	Axis Bank	5.2
8	Bharti Airtel	4.4
9	Sun Pharmaceutical Industries	4.2
10	Reliance Industries	4.0

(Source: Internal ABSLAMC Research). All data as on Nov 30, 2020 . Past performance may or may not be sustained in the future.

## Portfolio Manager's Commentary

### Equity Outlook

Indian Stock Markets have been amongst the best performing global markets in past 3 months, with a broad - based rally across large, mid and small caps. India stands tall among the Emerging Markets, attracting USD 6.5bn of foreign flows during these difficult and unprecedented times. While Covid 19 threat does loom large, sentiments have turned positive, marked by a few events (1) US elections resulting in a Democrat President but a Republican Senate, (2) falling number of active Covid-19 cases in India, (3) improving high frequency indicators (4) positive surprise in 2QFY21 earnings, and (5) Success of Covid vaccine trials . Sectors such as Banking, Metals, Pharma, and IT continued to lead the market higher. Market breadth improved and mid and-small caps performed better than large caps.

On the domestic front, data on Covid has shown improvement as the number is falling by more than 50% from the peak. High frequency indicators are suggesting a strong recovery, aided by festival season and pent-up demand. Most activity indices are inching towards pre-Covid levels as the economy opens up.

The Government too has announced a series of measures to boost growth and monetary policy has been accommodative with policy rates unchanged. Recently, MPC revised its FY21 real GDP growth forecast by a sharp 200bps to -7.5% y-y from -9.5% y-y in October. RBI expects real GDP to turn positive + 0.1% in Dec-20 quarter and +0.7% in Mar-21, with risks broadly balanced. Further in FY22 they see growth at 21.9% in 1Q and 6.5% overall in H1.

The key message here is to remain invested in good businesses. Even after this rally, we find value in lot of companies including small and mid cap names, which could deliver strong returns over the next 2 -3 years. Also, few other indicators like the Yield Gap ratio, Market Cap to GDP continue to point towards healthy returns in equities in the medium term.

We continue to stick to our strategy of identifying companies which have good managements, strong balance sheets, and are seeing a turnaround in earnings trajectory due to macro/ micro factors, along with ownership of structural high growth names. While the near term business environment is reliant on the vaccine for Corona & how fast the economy bounces back, the long term growth story of India remains intact.

### Portfolio Update

In the month of November, we added Alkyl Amines Chemicals, Astral Poly Technik Ltd and Ujjivan Small Finance Bank to the portfolio. We exited Nestle India Ltd and Siemens Ltd from the portfolio.

Alkyl Amines Chemicals Ltd manufactures and markets various aliphatic amines, amine derivatives and other speciality chemicals for the last 30 years. It has three manufacturing sites with 12 production plants and related utilities at Patalganga and Kurkumbh in Maharashtra and Dahej in Gujarat. Technocrat promoter (CMD has >4 decades' industry experience) and diversified portfolio (>100 SKUs) provides Alkyl high repute among its pharma/chemical clients (17% revenue CAGR over FY05-20E). Investment in people (R&D hiring), processes (increasing QHSE initiatives) and innovation (upstream) continues to drive success as Alkyl enters the second stage of evolution. Alkyl's ~75% revenue comes from pharma/chemical industries. Outlook for these end-user players remains optimistic. Capacity addition of >35% over FY20-23E to 150ktpa+, in addition to

10-20% spare capacities in most of the plants, provides enough growth headroom.

Astral Poly Technik Ltd is engaged in the manufacturing of CPVC plumbing systems for both residential and industrial applications, and also ASTM solvent weld lead free PVC plumbing system. Astral Poly Technik's Q2FY21 numbers were a big beat to consensus expectations driven by: a) Impressive double digit revenue growth (28.7% YoY) in adhesive business, b) impressive EBITDA margin in both the businesses (20.3% and 15%+ in pipes and adhesives, respectively) despite decline in gross margins in both the businesses which is expected to recover in H2. Astra maintains robust growth outlook in pipes (85% YoY) and adhesives (55% YoY) segments in Oct'20, which is likely to sustain. With growth tailwinds expected to accelerate in both the businesses (driven by market share gains, new product launches and distribution expansion) and gross/EBITDA is likely to improve further, we believe, ASTRA's earnings growth momentum may remain robust in the medium term.

Ujjivan Small Finance Bank is a mass market focused bank in India, catering to financially unserved and underserved segments and committed to building financial inclusion in the country. Apart from the network of branches, ATMs and Automated Cash Recyclers, Bank has phone banking unit that services customers in nine languages, a mobile banking application that is accessible in five languages as well as internet banking facility for individual and corporate customers. The Bank also has portfolio of loans to Financial Institutions. Ujjivan SFB reported 4% earnings growth as strong operating profit growth (64% yoy) was offset by loan-loss provisions (4X yoy). Collections continued to improve into September but are now plodding through the last leg of recovery (9% of customers yet to start repayments), extent of which will determine the eventual credit costs. The bank remains extremely well capitalized with 30% Tier-1 to tide over unknown risks. The share of the top four states (Karnataka, Tamil Nadu, West Bengal and Maharashtra) stood at ~55% of AUM as of 2QFY21, however, maximum concentration from a single state is not too high (16% for Tamil Nadu). The company is focused on diversification and has been increasing the share of newer markets including UP, Bihar, Haryana, Rajasthan and Gujarat.

Nestle reported 10% growth in revenues in Q3CY19 to Rs35.3 bn, in line with estimates. Domestic sales grew 10.2% yoy following modest 2% growth in the June quarter; a good build up in momentum after supply-chain disruptions in 2QCY20. Exports were up 9.2% yoy. Out-of-Home channel sales improved during the course of the quarter in line with opening up of economy. Covid-led lockdown and confined living have triggered rise in penetration and product trials and it can potentially drive higher consumption/adoption of packaged foods. While we remain constructive on the business and the company we believe the street's current expectations of 16% earnings CAGR over the next 2 years factors in most positives. Currently it trades at 66x CY22 P/E and is one the most expensive names in the consumer staples space.

We exited Siemens Ltd for better opportunities.

(Source: Bloomberg, ABSLAMC Internal Research)

Disclaimer: The views expressed above are the views of the Fund Managers of Core Equity Portfolio and should not be construed as an investment advice.

Investments in securities are subject to market risks and there can be no assurance or guarantee that the objectives of the Product will be achieved. Past performance may or may not be sustained in future.

## Risk Ratios

Analytics for period ending Nov 30, 2020	Benchmark	Standard Deviation	Sharpe Ratio*	Beta	PTO (%)
Core Equity (Model) Portfolio	Nifty 500	24.30%	-0.29	1.01	93.0%

\*Risk free rate assumed to be 3.40% (MIBOR as on Nov 27, 2020)

Above ratios of investment approaches are calculated on Annualised basis using 3 year history of monthly data points

## Portfolio Key Facts


Portfolio Name	Core Equity Portfolio
Structure	Discretionary PMS
Nature	Open ended
Market cap	Multi cap
Investment Approach	The portfolio invests or proposes to invest in listed equity & equity related instruments with the aim of generating long term capital appreciation & income in the form of dividends. It can also invest in money market instruments & units of mutual fund. Stock selection is done through a combination of 'Bottom up' approach i.e. analyzing the fundamental attributes of the company & competition & 'Top down' approach i.e. analyzing the macro economic factors & industry growth characteristics. Features of the companies can include – High quality with consistency in growth, high ROE, low leverage & high potential for growth. It is a Multicap portfolio unconstrained by any market segments like market capitalization (large cap – mid cap), sectors, themes etc.
Benchmark	Nifty 500
No of stocks	25-30
Investment Manager	Aditya Birla Sun Life AMC Limited (ABSLAMC)
Portfolio Manager	Vishal Gajwani, Natasha Lulla
Recommended Investment Horizon	Minimum 3 years
Minimum Investment	Rs 50 lakhs
Taxation	Investors are advised to seek consultation from their Independent Financial Advisor / Tax Advisor before making any investment decision.


### Risk Factors and Disclaimers

Investments in securities are subject to market risks and there can be no assurance or guarantee that the objectives of the Product will be achieved. Any information contained in this publication does not constitute and shall be deemed not to constitute an advice, an offer to sell/ purchase or as an invitation or solicitation to do so for any securities of any entity. Please note that this is not an advertisement. The document is solely for the information and understanding of intended recipients only. If you are not the intended recipient, you are hereby notified that any use, distribution, reproduction or any action taken or omitted to be taken in reliance upon the same is prohibited and may be unlawful. Aditya Birla Sun Life AMC Limited. (ABSLAMC) / its subsidiaries / affiliates or their officers, employees, personnel, directors shall not be liable for any loss, damage, liability whatsoever for any direct or indirect loss arising from the use or access of any information that may be displayed in this publication from time to time. Recipients of the information contained herein should exercise due care and caution and read the disclosure document (including if necessary, obtaining the advice of tax / legal / accounting / financial / other professionals) prior to taking of any decision, acting or omitting to act, on the basis of the information contained herein. Aditya Birla Sun Life AMC Limited-Portfolio Manager has used information that is publicly available, including information developed in-house. Some of the material used in the document may have been obtained from members/persons other than the PMS and / or its affiliates and which may have been made available to the PMS and / or to its affiliates. Information gathered and material used in this document is believed to be from reliable sources. The PMS however does not warrant the accuracy, reasonableness and / or completeness of any information. The actual investments / portfolio decisions are a result of complex technical & fundamental valuations at the disposal of the portfolio manager. Investors are advised against replication of strategies implemented. Information contained herein shall not be copied/circulated/reproduced/quoted in any form or manner (in part or whole) without the express written consent of Aditya Birla Sun Life AMC Limited. Any forward-looking word, phrase or expression is subject to risks, uncertainties and assumptions that could cause actual results to differ materially from those contemplated by the said forward-looking word, phrase or expression.

Regulatory Disclosure: All investors have the option to invest directly with ABSLAMC-Portfolio Manager

For any service related queries, please contact us:

 1800 270 7000

 care.pms@adityabirlacapital.com

Aditya Birla Sun Life AMC Limited  
CIN: U65991MH1994PLC080811.

One India Bulls Centre, Tower 1, 17th Floor, Jupiter Mill Compound, 841, Senapati Bapat Marg, Elphinstone Road, Mumbai - 400 013.

Tel: 4356 8000. Fax: 4356 8110 / 8111

Security investments are subject to market risks and there is no assurance or guarantee that the investment objective will be achieved.